

Announcement from The Railway Museum



**The Railway Museum will re-open
on 10:00 Wednesday June 10**

Advance reservation is required

Ticket can not be purchased at the museum.

Advance reservation is required to enter the museum.

Please purchase your ticket in advance at 7-Eleven, Lawson, or
MINISTOP convenience stores.

**Some exhibits and hands-on programs
are closed/ canceled**

Some exhibits and hands-on programs, such as Miniature
Driving Train and simulators are closed/canceled

Shortened opening hours

The Railway Museum will be operating on shortened hours from
10:00-17:00 (Last entry 16:30)

Thank you for your understanding and cooperation.

<Please note>

1. Ticket can not be purchased at the museum.
Please purchase your ticket in advance at 7-Eleven,
Lawson, or MINISTOP convenience stores

Tickets for June will be sold from:

10:00 Friday June, 5th, 2020

【Tickets fee】

	Adults	Elementary, Junior High, High school Students	Children
Purchase by the day before	1,230 yen	510 yen	210 yen
Purchase on the day	1,330 yen	620 yen	310 yen

2. Staff will take your body temperature before entry to museum. Anyone with body temperature of 37.5 Celsius and above will be denied entry.
3. Please refrain from visiting our museum if you:
 - (1) have symptoms such as fever, sore throat, irregular sense of taste or smell.
 - (2) If you have traveled to countries or area where COVID-19 is spreading
4. Visitors 6 years old or above must wear a mask.
Please wash your hands frequently in the museum.
5. Please respect social distancing in the museum
6. If a staff or a visitor was identified as COVID-19 positive, we will disclose the information on our website. Please remember the date/time of your visit for your own reference.



Wear mask

Do not visit if
unwell

Wash/sanitize
hands

Keep
distance

Do not touch
exhibits

List of closed/canceled exhibits and hands-on programs

All programs requiring prior reservation and numbered tickets are canceled/closed to avoid close contact between visitors/staff



Miniature Driving Train




D51 Simulator



Conductor Simulator



Series E5 Simulator



Conventional train simulator




Train Driver Simulator Class room



Mini Shinkansen ride



Volunteer guide tour



Railway Diorama



Teppaku theater



Teppaku line




Turntable presentation and whistle blowing

List of closed/canceled exhibits and hands-on programs



Mallet locomotive wheel turning presentation



Series 200 Coupler presentation



Series 200 sound presentation



Series 0 sound presentation



Kumoha 101 door operation



Series 485 AC/DC switch presentation



JR Ticket office experience



Ticket vending machine experience



Railway Job teamwork show

【Closed facilities】

- Kids Plaza(except 103 train)
- Kids Library
- Teppaku Hall
- Library
- Teppaku Playground
- 455 Lunch train
- 183 Lunch train
- Teppako photo booth
- Founding era passenger train
- KUHA 181 train
- NAHANEFU 22 train
- Trains KUHA 481 and MOHA 484
- Type 222 Shinkansen train
- Type 21 Shinkansen train
- Type 411 Shinkansen train

※No baby stroller/wheelchair rental

※2F smoking space is closed

【Facilities that are open】



Rolling stock station 1F・2F
※Limitations apply



Series 0 shinkansen
※Limitations apply



2F・3F Science station
※Limitations apply



Railway cultural gallery
※Limitations apply



Special gallery 1



Collection gallery

【 Facilities that are open 】



Job station

※Limitations apply



Future station

※Limitations apply



History station

※Limitation apply

- Shinkansen Lounge
- Coin-operated lockers
- Toilet(no hand dryer)
- Nursing room
- Parking fee machine

The following restaurants and gift shop are open

- TRAINIART
- Train Restaurant NIPPON SHOKUDO
- View Restaurant
- Kids Cafe
- Ekibenya

Gift shop and restaurants may operate under shortened hours, and may restrict entry. Menus and merchandise may be limited.